

## EMR11D User Manual

### ▲ IMPORTANT

#### Read all instructions before use.

This product is intended for adult use only.

This product is not a toy.

### ⚠ Warning

1. Please read the user manual carefully before using the product and connect the applicable power supplies only according to the specifications in this user manual.
2. This product is intended for use by adults aged 18 and over. Please keep it out of reach of children and pets.
3. Close supervision is necessary to avoid burns when the product is used near children.
4. Ambient Temperature of Usage: 10~35°C (50~95°F); Temperature of Storage: -20~60°C (-4~140°F)
5. DO NOT leave the product unattended when it is in use. Stop using the product at any sign of malfunction.
6. DO NOT touch the Repellent Mat Compartment while using the mosquito repelling function.
7. DO NOT cover the product or put it close to other objects, as this may cause damage to the product or accidents due to high temperatures.
8. Please store the product in dry and ventilated areas. DO NOT expose the device in rain. Keep it away from any combustible material.
9. DO NOT place the product in water.
10. DO NOT put your fingers, metals, or any foreign objects into the product.
11. DO NOT use the product in a confined space.
12. In case of any adverse reactions during use, please seek medical attention promptly.
13. If any leakage, abnormal odor, or deformation is noticed, stop using the product immediately and dispose of it properly.
14. DO NOT expose the product to temperatures above 60°C (140°F) for a prolonged time.
15. DO NOT disassemble or modify this product as doing so will cause damage to it.
16. DO NOT exceed a total amount of 250mg of the repellent mat per single use.

### Warranty Service

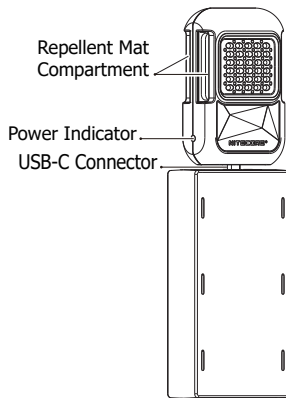
The EMR11D is provided as a complimentary item and is not eligible for warranty service.  
For the latest information on NITECORE® products and services, please contact a local NITECORE® distributor or send an email to service@nitecore.com

### Specifications

Input	5V~2A
Rated Power	10W
Heating Temperature	180°C / 356°F (MAX)
Protection Zone	16ft
Waterproof Rating	IPX5
Dimensions	86.9mm x 59.2mm x 22.4mm (3.42" x 2.33" x 0.88")
Weight	53g±5g (1.87 oz±0.1 oz) (Mosquito Repellent Mat Not Included)

### Connecting to a Power Supply

Plug the USB-C Connector into a power bank or other USB-C power supply. (It is recommended to use this product with NITECORE power banks.)



### On / Off

**On:** After connecting to a power supply, the mosquito repelling function will automatically turn on, and the power indicator will remain on.

**Off:** Simply remove the connected power supply to turn off the mosquito repelling function, and the power indicator will go off.

### How to Use and Place

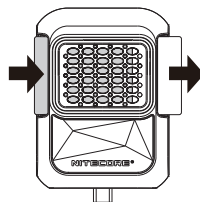
1. When the product is off, insert the repellent mat(s) into the Repellent Mat Compartment.
2. The protection zone will be created after activating the mosquito repelling function for 10 minutes.
3. When there is wind, please place the product upwind of the expected protection area.
4. DO NOT cover the product when using it.
5. It is recommended to use multiple repellents together for a larger protection zone.
6. Please store the product only after the mosquito repelling function is turned off and it has completely cooled down.

**Note:** The MRM10 mini Mosquito Repellent Mat (size: 35mm x 22mm / 1.38" x 0.87") lasts up to 6 hours each.

### Repellent Mat Replacement

Make sure the product is off and cooled. Insert a new repellent mat while pushing out the used one.

**Note:** Please replace the mosquito repellent mat after 6 hours of use or when it becomes visibly faded.



### SYSMAX Innovations Co., Ltd.

TEL: +86-20-83862000  
FAX: +86-20-83882723  
E-mail: info@nitecore.com  
Web: www.nitecore.com  
Address: Unit G355, S/F No.1021 Gaopu Road,  
Tianhe District, Guangzhou, 510653,  
Guangdong, China



Made in China  
EMR150511025

Please find us on facebook : Nitecore Outdoor Electronics

Thanks for purchasing NITECORE!

# NITECORE® 奈特科爾

## EMR11D 使用说明书

### ▲警告

使用前请仔细阅读使用说明。  
本品并非玩具，仅供成人使用。

### ⚠ 注意事项

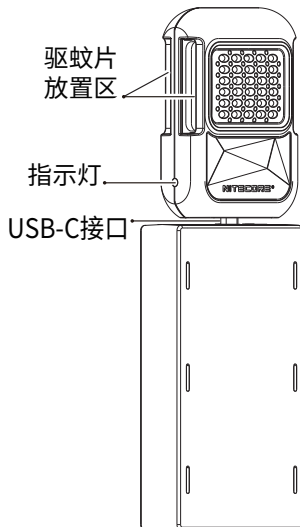
1. 使用本产品之前，请仔细阅读所有说明，并按照本说明书所述之参数，选用适合的充电设备进行供电。
2. 本品适用人群为 18 岁以上成年人，请远离儿童。
3. 为了减少烫伤风险，当在儿童附近使用本品时，需要进行密切地监护。
4. 使用环境温度：10°C ~ 35°C，储藏温度：-20°C ~ 60°C。
5. 当本品开始工作时，不可无人看管。若发现有任何故障，请立即停止使用。
6. 驱蚊器工作时，请勿触碰加热区域。
7. 开启本品时，请勿将物品覆盖或靠近本品，以免损坏本品或因高温发生意外。
8. 请将本品放置在通风、干燥的地方，谨防雨淋，远离易燃易爆品。
9. 请勿将本品放置在水中。
10. 请勿将手指、金属或者其他外来物体放入驱蚊器中。
11. 请勿在密闭的空间中使用本品。
12. 使用过程中，如有任何不良反应，请及时就医。
13. 如果发现本品有任何泄漏、异味或变形，应立即停止使用并将其安全处理。
14. 不要让本品长时间处于高于 60°C 的环境中。
15. 请勿擅自拆卸、组装或改装本品，否则可能会导致本品损坏。
16. 单次使用驱蚊片总药量请勿超过 250mg。

### 产品参数

输入电压	5V-2A
额定功率	10W
工作温度	180°C (MAX)
保护区	20m <sup>2</sup>
防护等级	IPX5
尺寸	86.9mm x 59.2mm x 22.4mm / 3.42" x 2.33" x 0.88"
重量	53g±5g / 1.87 oz±0.1 oz (不含驱蚊片)

### 供电

把 USB-C 接口插入移动电源或其他 USB-C 供电设备即可。(建议搭配 NITECORE 的移动电源产品使用)



### 开启 / 关闭

**开启：**连接电源后，本品自动开启驱蚊功能，指示灯亮。

**关闭：**如需关闭驱蚊功能，取下连接的供电设备即可。驱蚊功能关闭后，指示灯熄灭。

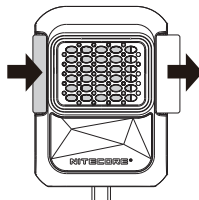
### 使用及放置驱蚊器

1. 关闭状态下，把驱蚊片插入驱蚊片放置区。
  2. 开启驱蚊功能 10 分钟后，即可建立保护区。
  3. 有风状态，请将驱蚊器放在驱蚊区域的上风处。
  4. 使用过程中请不要覆盖驱蚊器。
  5. 如果驱蚊区域面积过大，建议多个驱蚊器一起使用。
  6. 使用完毕后，待其完全冷却才可存储。
- 注：**驱蚊片 MRM10 mini 尺寸 35mmx22mm，功效最长可达 6 小时 / 片。

### 替换驱蚊片

请确保驱蚊器已经关闭并且冷却，插入新的驱蚊片将使用过的驱蚊片推出。

**注：**使用 6 小时后或驱蚊片明显褪色后请及时更换新的驱蚊片。



### 保固服务

EMR11D 属于赠品，不享有保固服务。  
如对奈特科爾产品有任何疑问，欢迎联系当地的代理商或发邮件到 4008869828@nitecore.cn

了解 NITECORE 奈特科爾最新动态，欢迎关注：

🐼 @NITECORE 奈特科爾

🐼 @NITECORE 奈特科爾



### 广州希脉创新科技有限公司

咨询热线：+86-20-83862000  
销售邮箱：info@nitecore.cn  
网站：www.nitecore.cn  
地址：广东省广州市天河区高普路 1021 号 5 楼 6355 号  
邮编：510653



EMR1505111025